

## SECTION 1: NUMBERS OF ANIMALS USED FOR THE FIRST TIME FOR RESEARCH, TESTING, ROUTINE PRODUCTION AND EDUCATION AND TRAINING PURPOSES

Excludes the uses of animals for the creation and maintenance of genetically altered animals. Excludes the re-use of animals.

### FILTERS

Reporting year:2024

Country:All

EC ID:All

File name:All

EU Submission:Yes

ID 1:All

ID 2:All

ID 3:All

Species:All

Other species:All

Species grouping level 1:All

Species grouping level 2:All

Mammals:All

Non-human primates:All

Place of birth:All

NHP Place of birth:All

NHP Colony type: Self-sustaining colony:All

NHP generation:All

Genetic status:All

Purpose:All

Purpose category level 1:All

Purpose category level 2:All

Purpose category level 3:All

Purpose category level 4:All

Type of legislation:All

Other legislation:All

Origin of legislation:All

Severity:All

Custom severity:All

Method of tissue sampling:All

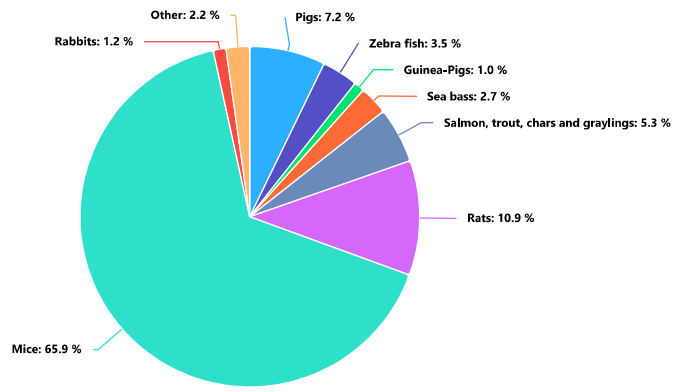
Severity of genotyping:All

**NUMBERS OF ALL ANIMALS USED FOR THE FIRST TIME**

**Numbers of all animals by species**

Species	Number of animals
Mice	116847
Rats	19358
Guinea-Pigs	1773
Hamsters (Syrian)	120
Hamsters (Chinese)	2
Rabbits	2165
Dogs	181
Other carnivores	8
Horses, donkeys and cross-breeds	39
Pigs	12767
Goats	1
Sheep	282
Cattle	282
Other mammals	23
Domestic fowl	976
Other birds	49
Reptiles	96
Xenopus	496
Other amphibians	91
Zebra fish	6120
Sea bass	4867
Salmon, trout, chars and graylings	9322
Guppy, swordtail, molly, platy	66
Other fish	1271
<b>Total</b>	<b>177202</b>

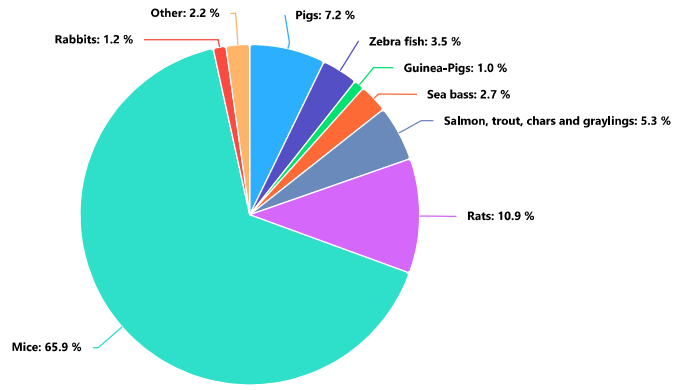
Excel

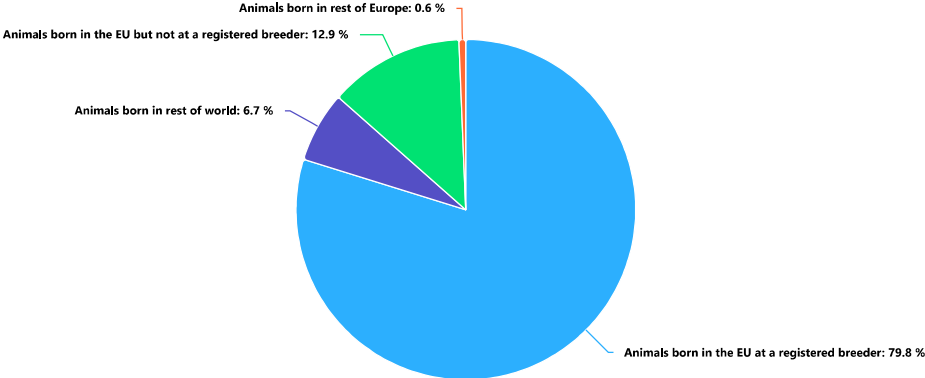


**NUMBERS OF ANIMALS OTHER THAN NON-HUMAN PRIMATES USED FOR THE FIRST TIME****Numbers of animals other than non-human primates by species**

<b>Species</b>	<b>Number of animals</b>
Mice	116847
Rats	19358
Guinea-Pigs	1773
Hamsters (Syrian)	120
Hamsters (Chinese)	2
Rabbits	2165
Dogs	181
Other carnivores	8
Horses, donkeys and cross-breeds	39
Pigs	12767
Goats	1
Sheep	282
Cattle	282
Other mammals	23
Domestic fowl	976
Other birds	49
Reptiles	96
Xenopus	496
Other amphibians	91
Zebra fish	6120
Sea bass	4867
Salmon, trout, chars and graylings	9322
Guppy, swordtail, molly, platy	66
Other fish	1271
<b>Total</b>	<b>177202</b>

Excel





Numbers of animals other than NHP by species and place of birth

Species	Animals born in the EU at a registered breeder	Animals born in the EU but not at a registered breeder	Animals born in rest of Europe	Animals born in rest of world	Total
Mice	108064	4068	206	4509	116847
Rats	16828	1946	240	344	19358
Guinea-Pigs	1773	0	0	0	1773
Hamsters (Syrian)	120	0	0	0	120
Hamsters (Chinese)	2	0	0	0	2
Rabbits	1527	0	638	0	2165
Dogs	85	74	0	22	181
Other carnivores	0	8	0	0	8
Horses, donkeys and cross-breeds	30	9	0	0	39
Pigs	2213	5348	0	5206	12767
Goats	1	0	0	0	1
Sheep	34	248	0	0	282
Cattle	2	280	0	0	282
Other mammals	0	20	0	3	23
Domestic fowl	50	926	0	0	976
Other birds	0	49	0	0	49
Reptiles	0	96	0	0	96
Xenopus	0	6	0	490	496
Other amphibians	0	89	2	0	91
Zebra fish	5495	135	40	450	6120
Sea bass	4867	0	0	0	4867
Salmon, trout, chars and graylings	288	8794	0	240	9322
Guppy, swordtail, molly, platy	0	66	0	0	66
Other fish	0	629	0	642	1271
<b>Total</b>	<b>141379</b>	<b>22791</b>	<b>1126</b>	<b>11906</b>	<b>177202</b>

Excel

Numbers of animals other than NHP by species category 1 and place of birth

Species category 1	Animals born in the EU at a registered breeder	Animals born in the EU but not at a registered breeder	Animals born in rest of Europe	Animals born in rest of world	Total
Warm-blooded vertebrates	130729	12976	1084	10084	154873
Cold-blooded vertebrates	10650	9815	42	1822	22329
<b>Total</b>	<b>141379</b>	<b>22791</b>	<b>1126</b>	<b>11906</b>	<b>177202</b>

Excel

Numbers of animals other than NHP by species category 2 and place of birth

Species category 2	Animals born in the EU at a registered breeder	Animals born in the EU but not at a registered breeder	Animals born in rest of Europe	Animals born in rest of world	Total
Mammals	130679	12001	1084	10084	153848
Birds	50	975	0	0	1025
Reptiles	0	96	0	0	96
Amphibians	0	95	2	490	587
Fish	10650	9624	40	1332	21646
<b>Total</b>	<b>141379</b>	<b>22791</b>	<b>1126</b>	<b>11906</b>	<b>177202</b>
Excel					

Numbers of mammals other than NHP by place of birth

Mammals	Animals born in the EU at a registered breeder	Animals born in the EU but not at a registered breeder	Animals born in rest of Europe	Animals born in rest of world	Total
Rodents	126787	6014	446	4853	138100
Rabbits	1527	0	638	0	2165
Carnivores	85	82	0	22	189
Equidae	30	9	0	0	39
Artiodactyla	2250	5876	0	5206	13332
Other mammals	0	20	0	3	23
<b>Total</b>	<b>130679</b>	<b>12001</b>	<b>1084</b>	<b>10084</b>	<b>153848</b>

Excel

## NUMBERS OF NON-HUMAN PRIMATES USED FOR THE FIRST TIME

### Numbers of non-human primates by species

Species	Number of animals
No data available in table	

Excel

## Numbers of non-human primates by species

Numbers of non-human primates by source

**NHP Source (origin)**

**Number of animals**

No data available in table

Excel

## Numbers of non-human primates by source

**Numbers of non-human primates by species and source**

<b>Species</b> ◆	<b>Animals born at a registered breeder within EU</b> ◆	<b>Animals born in rest of Europe</b> ◆	<b>Animals born in Asia</b> ◆	<b>Animals born in America</b> ◆	<b>Animals born in Africa</b> ◆	<b>Animals born elsewhere</b> ◆	<b>Total</b> ◆
No data available in table							
Excel							

**Numbers of non-human primates by generation**

**NHP Generation**

**Number of animals**

No data available in table

Excel

## Numbers of non-human primates by generation

Numbers of non-human primates by species and generation

Species	Total
No data available in table	

Excel

**Numbers of non-human primates by self-sustaining colony type**

**Numbers of non-human primates by species and self-sustaining colony type**

Species	Yes	No	Total
No data available in table			

Excel